



**PKCT Community  
Consultative Committee Meeting  
11th October 2017**



*PKCT: A valued link in the  
global coal supply chain*

# Agenda

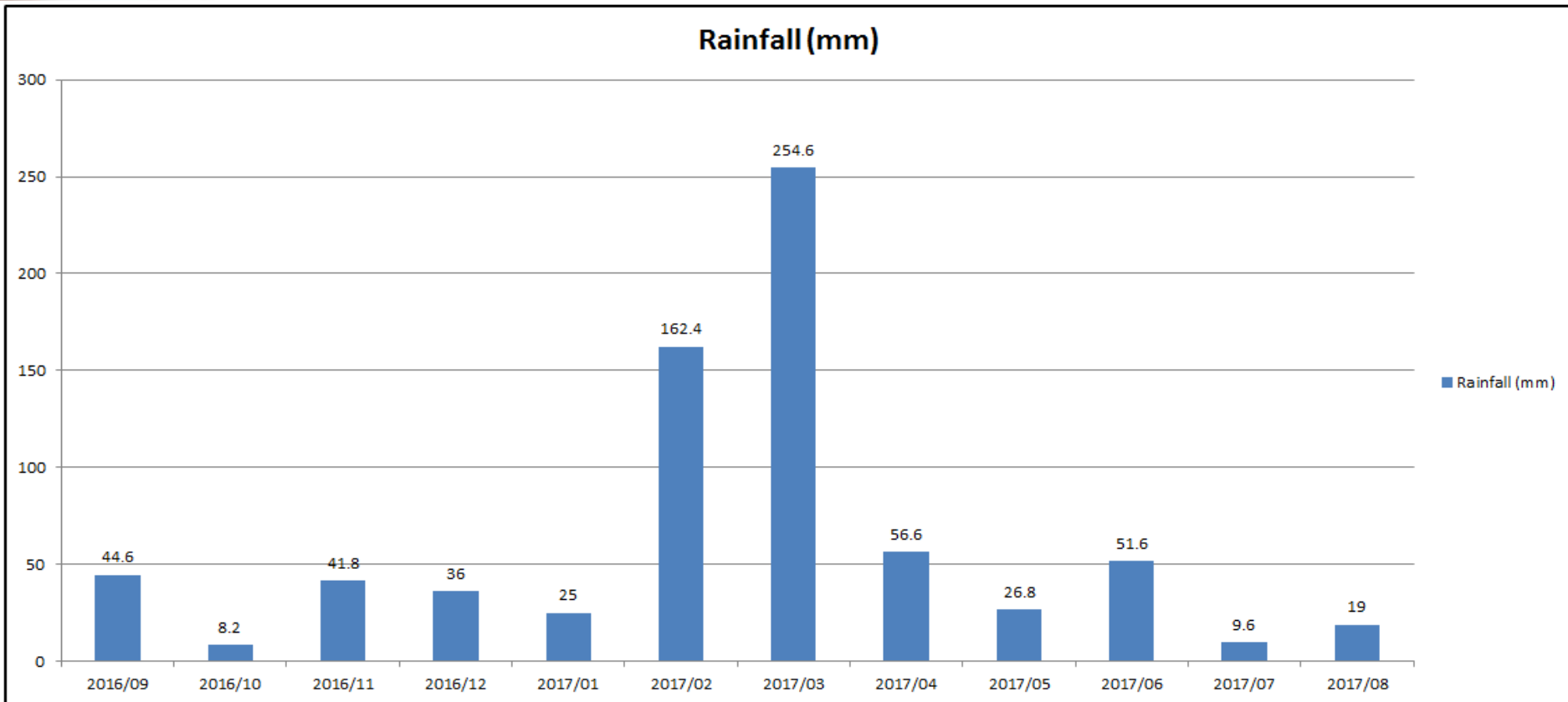
## Attendance

- Attendance: Barry Peden, Craig Morris, Anthony Mallon, Brendan Leo, Luke Pascot, Mark Beale, Tim Rodwell
- Apologies:, John Gorman

## Items

1. Weather – Rainfall, Wind
2. Air Quality – Residential
3. Water Quality- Harbour Discharges
4. Wave generator update
5. New yard machines and demolition update
6. General business
7. Actions

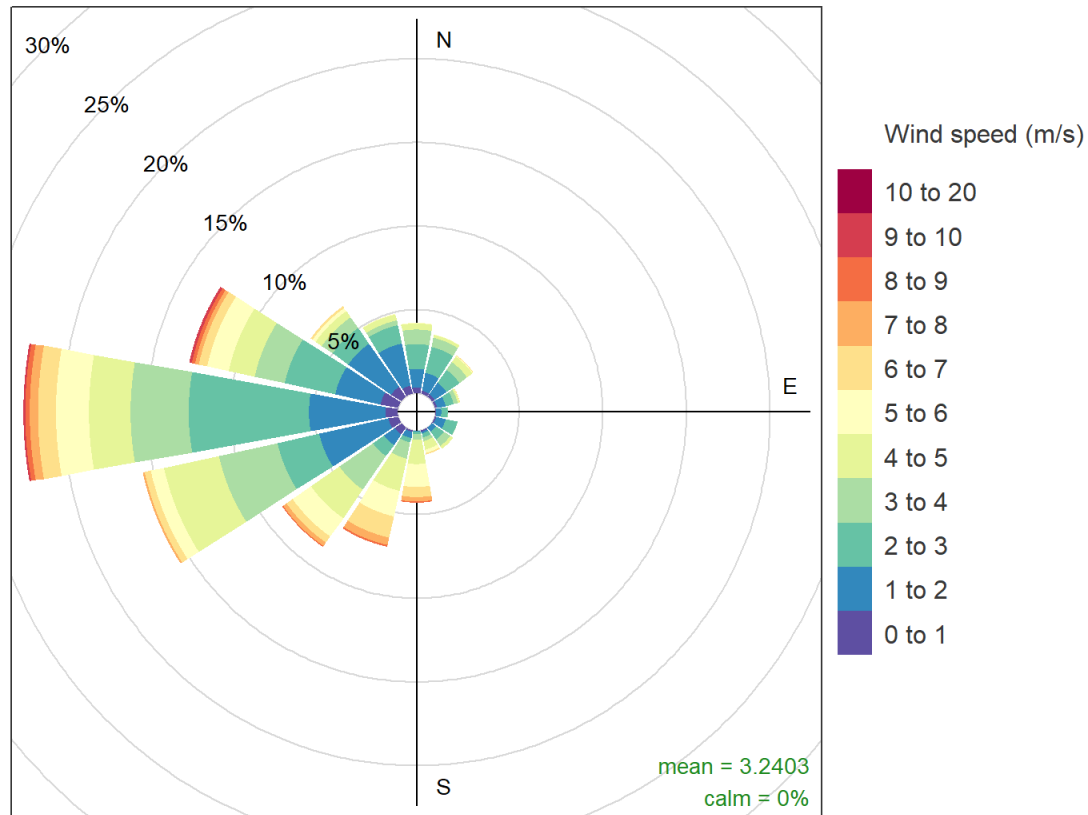
# Rainfall



- Last significant rainfall March 2017, 254.6mm across month

# Wind – August 2017

Northern monitor



Frequency of counts by wind direction (%)

- Wind results measured at Northern dust gauge at SWTP August 2017
- Mixture of wind directions. Most and strongest from the West followed by south west.
- 1m/sec = 3.6km/h

# Dust Gauge Locations

## PORT KEMBLA COAL TERMINAL DUST & WEATHER MONITOR LOCATIONS

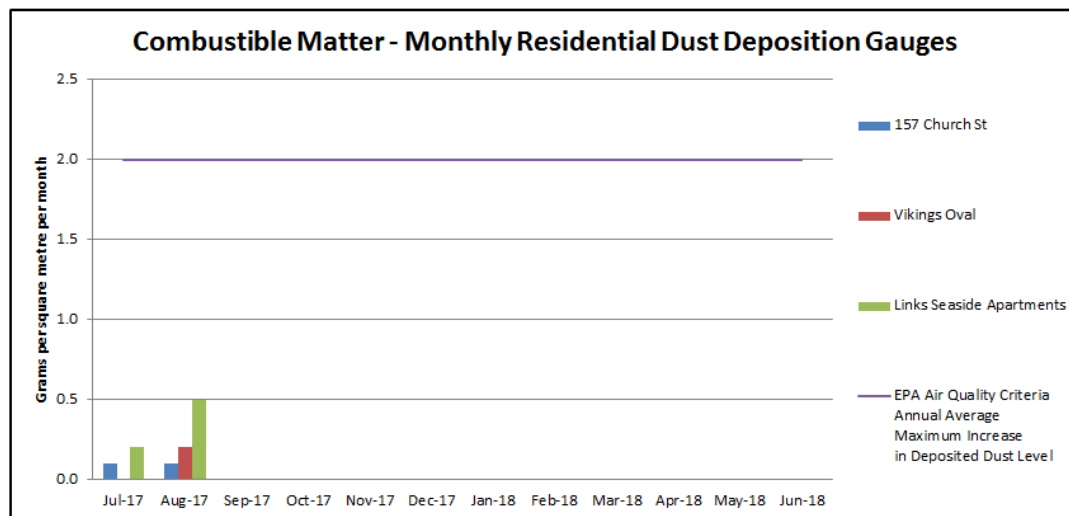
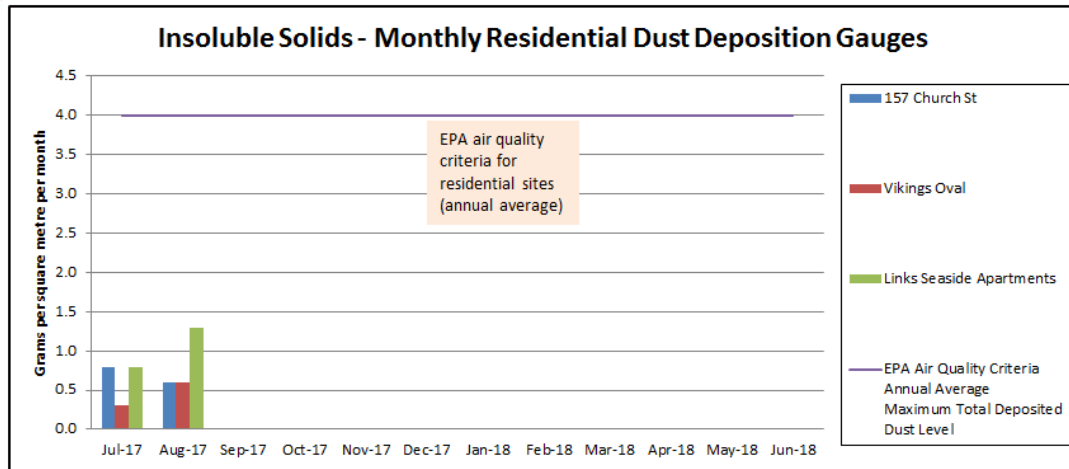
16<sup>th</sup> October 2015



EPL No.	PKCT No.	Dust Monitor Location Description
1	P1	25m south of Bulk Products Berth (BPB)
2	P2	40m south of Bulk Products Berth stockyard
3	P3	40m east of Bulk Products Berth stockyard
4	P4	40m east Coal Berth stockyard
5	P5	Northern Pond (Pond No.1)
6	P6	40m west Coal Berth stockyard
7	P7	250m west of Coal Berth stockyard
8	P8	PKCT north truckwash
9	P9	Wollongong Wastewater Treatment Plant
15	P10	North of PKCT Planning Office
17	P11	Entry Gate to BlueScope Ro Ro (Berth 109)
12	R1	157 Church Street (two gauges)
19	R2	Vikings Oval, Wollongong (two gauges)
TBA	R3	Links Seaside Apartments
20	C1	Continuous Dust Monitor 1
21	C2	Continuous Dust Monitor 2

- # refer PKCT Environment Protection Licence(EPL) No. 1625 (EPA ID No.)
- Dust Gauges- Environment Protection Licence monitoring sites  
Sites denoted "P": industrial; "R": residential
  - Continuous Dust Monitor Sites- additional
  - (a) BlueScope High Volume Sampler & dust gauge  
(b) PKCT EPL Monitoring Site R2 (2 gauges)
  - Weather stations
    - (a) at each continuous dust monitor site ●
    - (b) PKCT Main Control Room ●

# Depositional Dust - Residential



Since last meeting, the three residential dust gauges were all below EPA 12 month rolling average Air Quality Criteria for Insoluble Solids and Combustible Matter.

- Nb criteria below is an annual average.
- 12 month rolling average Insoluble Solids\*
  - Ross St (Links) – 1.3 g/m<sup>2</sup> month
  - Church St – 1.2 g/m<sup>2</sup> month
  - Vikings Oval – 1.4 g/m<sup>2</sup> month
- 12 month rolling average Combustible Matter\*
  - Ross St (Links) – 0.6 g/m<sup>2</sup> month
  - Church St – 0.5 g/m<sup>2</sup> month
  - Vikings Oval – 0.8 g/m<sup>2</sup> month

\*May 2016 to Aug 2017

# Water Quality - Discharge

September 2016 to end of August 2017						
Monitoring Parameter	Number of Overflows	Maximum Recorded Value	Minimum Recorded Value	Mean Recorded Value	Compliant Samples %	EPL Limits
pH	45	9.8	6.9	7.9	n/a	Measurement only
TSS (mg/L)	45	34	<5	16.5	100%	50mg/L
Oil and Grease (mg/L)	45	<5	<5	<5	100%	Not Visible
<p><b>Note pH and Oil and Grease limits were removed from EPL in September 2014</b>  <b>Last exceedance on 13th May 2015 TSS 54mg/L</b></p>						

- Oil and grease remains at 100% compliant, no recording of any oil or grease in any overflow samples
- TSS – 100% compliant,
- pH – Monitoring and reporting only
- As of end August 2017, 882 days without water quality exceedance from Settlement Lagoon LDP16



[Home](#) [About PKCT](#) [Coal Industry](#) [Operations](#) [Health & Safety](#) [Community & Environment](#) [Careers at PKCT](#) [News](#)

## Regulatory Documents

[Dust Suppression](#)  
[Hotline](#)  
[Regulatory Documents](#)

Port Kembla Coal Terminal is committed to preventing pollution by operating in an environmentally responsible manner, sensitive to community and customer expectations.



### > Management Plans

> Creating a Sustainable Business Policy

> Environment Policy

> Environment Protection License

> PKCT Monthly Environmental Report

> Department of Planning and Environment Approval 08\_0009

> Annual / Interim Environmental Management Reports

> Triennial Independent External Audits

> Pollution Incident Response Management Plan

> PKCT Environmental Assessment

> Community Consultative Committee



- PKCT has made some updates to the layout of our website.
- New layout makes it easier to find environmental monitoring data and regulatory documents for the public.



# Update - New Yard Machines



# Demolition footage

PKCT provided footage to the group of the recent demolition of  
Reclaimer 2

# General Business

PKCT's Community Consultative Committee inspecting PKCT's new yard machines on 11<sup>th</sup> October 2017





# Actions Tracking

Date Raised	Action Description	Action By	Action Status	Date Closed
1211-1	Provide further information on breakdown of “black dust” and various dust sources.	AC	Will seek further information through this next round of testing.	
8/3/17	Community group would like emails notifying them whenever the Seawall Road is closed.	LP	Addressed, PKCT procedure has been updated. LP will be notified internally through email of any planned closures. LP will email CCC group.	07/06/2017
8/3/17	Group requested to look at opening times of the Seawall Road gate as it seems to now be at 7:00am rather than 5am. Opening early would minimise likelihood of cars parking on main access road.	LP	Complete.	25/10/2017
8/3/17	Lock 2 <sup>nd</sup> gate at Seawall Road rather than first gate.	LP	Complete. Planners are aware of requirement and will as much as possible close second gate. Sometimes there is an operational need to close first gate.	06/07/2017
8/3/17	Group asked if PKCT had looked into Naturally Occurring Radioactive Materials (NORMS) in coal fines.	LP	Complete – LP raised topic at CoP meeting in Mackay recently with other east coast coal terminals. No one had any concerns or community/regulator interactions related to NORMs	21/09/2017

Date Raised	Action Description	Action By	Action Status	Date closed
1612 - 15	Confirm with group whether 4pm meeting times remain the most practical.	LP	Group confirmed that 4pm is still ok. 8/3/17	8/3/17
1606 - 14	PKCT to undertake dust collection and analysis on dust from Barry's veranda if possible.	AC	Meeting at Links, PKCT to send off secondary dust gauge samples for analysis at CSIRO. Samples were subsequently collected and are now with CSIRO for analysis. Results expected early April 2017.	8/3/16



# Completed Actions

Date Raised	Action Description	Action By	Action Status
1211-2	Review sampling arrangements at Links Seaside Apartments	AC	Complete
1311-1	Links Seaside Apartments: AC provided BP with sketch of proposed holder .	BP	Complete
1311-2	Investigate various types of tarps in use with consideration to their effectiveness as a dust and spill control. Include in proposed PKCT truck company audits.	LP	Complete
1311-3	Ref. discussion on PM2.5, PM1.0- Review PKCT Dust Data to consider respective contributions in TSP and consider how best to present.	LP	Complete, subject to discussion
1408-13	Clarify on the continuous dust monitoring slide that the data is for the northern monitor.	LP	Complete
1412-03	LDP16 EPL limits were suggested to be added to the “Water Quality Slide”.	LP	Complete added to final presentation.
1412-03	Incorporate summary slide from Port Kembla Harbour Environment Group into next CCC presentation.	AC	Complete
1408-13	Request for feedback to the group re. general environmental performance of the Port. related to PKCT’s participation in the Port Users Group.	AC/PG	AC- discussion with Roger Kirk from PKPC indicated environmental matters not covered in detail and raised on an exception basis.
1412-03	Anthony has old dust gauge in his yard. PKCT to remove.	AC/LP	Complete.



# Completed Actions

Date Raised	Action Description	Action By	Action Status
0303 - 1	Provide definitions for “soot” and other point count analysis components.	LP	Complete – See “Attachment A” at end of presentation.
1510-01	Install bottle in 2 <sup>nd</sup> holder at Links Seaside Apartments site	AC	Completed post meeting; installed on 16.10.15
1510-02	Add NSEW indicator on dust gauge location plan and wind roses	LP	Complete post meeting
1510-03	PKCT website- increase font size of Hotline number	LP	Completed post meeting
1510-04	Update EPL web report dust monitoring location plan- Links Seaside Apartments	LP	Completed post meeting
1510-05	Change bottom arrow between item 7 and 8 on the “process stages of depositional dust monitoring” diagram	LP	Completed post meeting
1510-06	Re. depositional dust monitoring process- get PKCT sampling/ testing firm, SGS to present.	LP	Complete – SGS presented at March 2016 meeting
1408-13	Investigate analysing the dust captured by the continuous dust monitor filters.	LP	Complete - Coalbridge Services in Newcastle was sent samples and worked with CSIRO to undertake and report on dust on filters. Data reported to group in June 16 meeting.